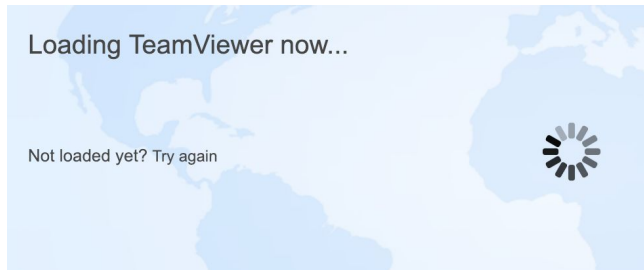
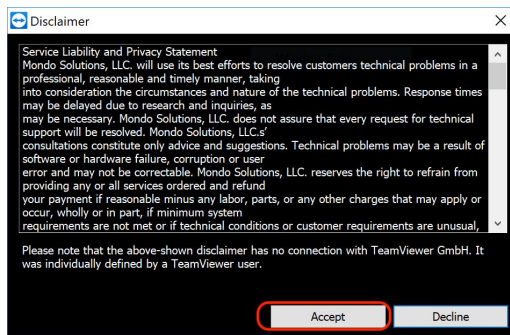


TeamViewer QuickSupport Install Guide for Windows

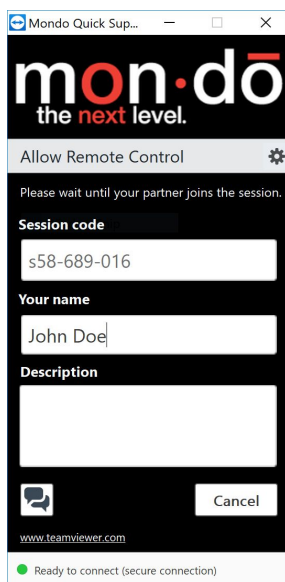
1. Open a web browser (Edge, Internet Explorer, Chrome, etc.) and navigate to:
 - a. <https://www.898.tv/mondosolutions>
2. It will show a screen indicating the the download is about to begin:



- a.
3. Navigate to your computer's Download folder and double-click on the file that just downloaded "TeamViewerQS.exe"



- a.
1. A "Mondo Quick Support" window will appear with your unique Session Code in the format of "s###-###-###", please provide this to your Mondo team member. Please be sure to *NOT* quit or close this window.



a.